

12G/6G/3G/HD/SD/Analog/HDMI/DVI/RGBHV Mixed High Resolution Multi Viewer
(Up to 68 Inputs, 8-Monitor Outputs)

FOR.A[®]

MV-4000 series

12G/6G/3G/HD/SD/ANALOG/HDMI/DVI/RGBHV
MIXED HIGH RESOLUTION MULTI VIEWER

MV-4000 SERIES



MV-4000 SERIES

Up to 68 inputs, with 8-monitor/114-window outputs. Simplifies 4K workflows by accepting mixed input, including 12G-SDI. Layouts for each output can be freely customized.

Available Units

MV-4200 series



Provides up to 68 inputs and 8-monitor/114-window outputs in a 2RU enclosure. Add up to 3 optional cards.

MV-4200

Displays up to 114 windows. Includes 4 outputs each for 3G-SDI and HDMI. Add up to 10 inputs for 12G-SDI.*1

MV-4210

Displays up to 114 windows. Includes 8 outputs for 3G-SDI. Add up to 10 inputs for 12G-SDI.*1

MV-4220

Displays up to 110 windows. Choose from 2 inputs² + 2 outputs for 12G-SDI or 8 inputs + 4 outputs for 3G/HD-SDI + 4 outputs for HDMI. Add up to 12 inputs for 12G-SDI.*1

MV-4300 series



Provides up to 68 inputs and 8-monitor outputs in a 3RU enclosure. Add up to 3 optional input cards and 1 interface expansion card. Also accepts a hot-swappable power supply.*1

MV-4300

Displays up to 114 windows. Includes 4 outputs each for 3G-SDI and HDMI. Add up to 15 inputs for 12G-SDI.*1

MV-4310

Displays up to 114 windows. Includes 8 outputs for 3G-SDI. Add up to 15 inputs for 12G-SDI.*1

MV-4320

Displays up to 110 windows. Choose from 2 inputs² + 2 outputs for 12G-SDI or 8 inputs + 4 outputs for 3G/HD-SDI + 4 outputs for HDMI. Add up to 17 inputs for 12G-SDI.*1

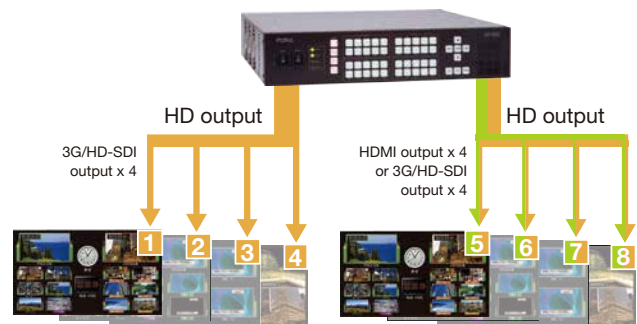
*1 Optional. *2 2 inputs for 12G-SDI are supported 2 inputs for 6G/3G/HD-SDI.

Up to 68 input channels with optional cards*3

- Combine optional input cards, **MV-4200SDI** (3G/HD/SD-SDI, Composite x 20), **MV-4200PCI** (DVI-I/HDMI/RGBHV x 8), **MV-4220SDI** (12G-SDI or 6G/3G/HD/SD-SDI x 5 + 3G/HD/SD-SDI x 15), or the optional **MV-4200IF** interface card (GPIO, serial control, input of analog audio, AES audio, genlock) as needed. *3 Up to 3 optional MV-4200SDI or MV-4220SDI cards.

Customized layouts in HD on up to 8 monitors

- Up to 114 windows over 8 output displays.
- Up to 8 clocks per 8 output displays.
- Up to 8 logos and 1 background per 8 output displays.



4K I/O*4 via 12G-SDI or 3G-SDI

- Layout Manager enables easy layout of 4K video in a seamless display.



*4 12G-SDI output requires MV-4220 or MV-4320.

HDMI 2.0 Level-B output

- 4K (UHD) output (3840 x 2160, YUV 4:2:0) over a single HDMI cable.



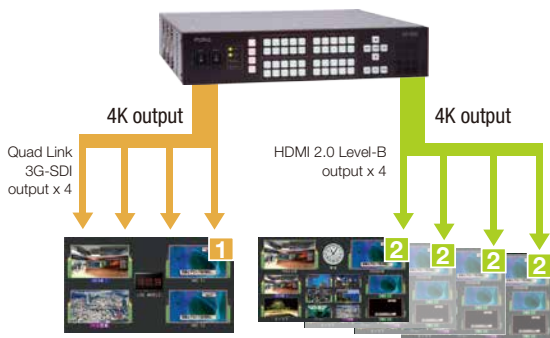
Crosspoint control for 4K playback

- 4 input signals assigned to crosspoints 1 to 4 can be controlled together.

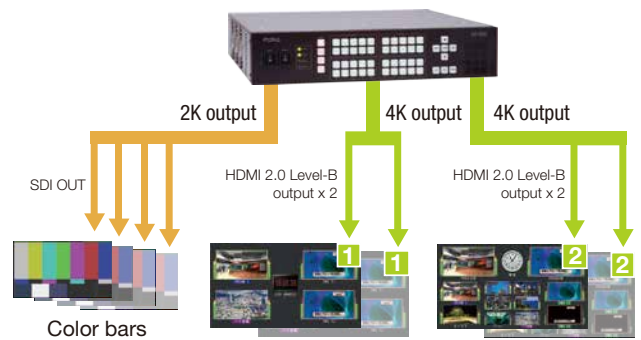


With HDMI 2.0 Level-B, choose from 2 layouts

- 4K output (1 channel) + 4K output x 4 (1 channel).




- HD color bar output x 4 + 4K output x 4 (2 channels, 2 outputs per channel).

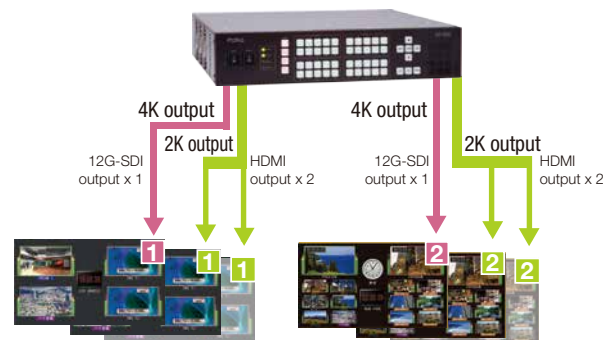


Layouts for 12G-SDI output*4

- 4K output x 2 (1 channel) + 4K output x 4 (1 channel).



- 4K output x 1/downconverted 4K → 2K HDMI output x 2 + 4K output x 1/downconverted 4K → 2K HDMI output x 2.



*4 12G-SDI output requires MV-4220 or MV-4320.

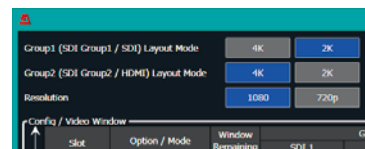
HD to 4K up-resizing

- Monitor with full resolution 4K monitors using resizing function – even when monitoring HD material in a single window.



2K or 4K SDI/HDMI output in customizable layouts

- Mixed 2K/4K output also supported.

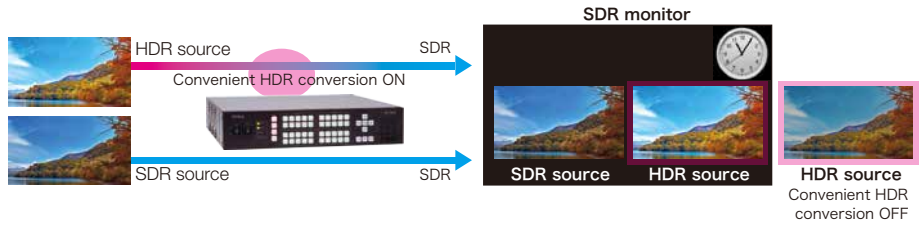


HDR/SDR Conversion

In mixed HDR (HLG format*5) and SDR environments, the convenient HDR/SDR conversion features enable easy monitoring of video near the original luminance and saturation, regardless of the type of monitor used.


Conversion from HDR to SDR

View HDR material on SDR monitors at near-original brightness and saturation*6, instead of the dull, flat display that SDR monitors normally produce.



Conversion from SDR to HDR

View SDR material on HDR monitors at near-original brightness and saturation*6, without any excessive brightness or saturation.



*5 HDR support is restricted to Hybrid Log-Gamma format.

*6 Basic conversion for convenient viewing. Brightness and saturation differ from the original material.

Convenient conversion of multi viewer graphics

SDR-based graphics created in multi viewer such as titles, tallies, clocks, and level meters are converted for display on HDR monitors. This prevents overemphasized multi viewer graphics on HDR material.

Layout Manager

Windows®-based screen layout creation and management software. Customize layouts using the software to adjust image size, position, title display and other settings. Store up to 68 layout patterns on the multi viewer. Saved layouts can be recalled directly from the front panel control.

Preview video and customize settings

Enter the viewer's IP address in a browser to access the control screen.

Check viewer information and video output.

Can also be viewed on a tablet, thanks to responsive design.

► Understand crosspoints at a glance.



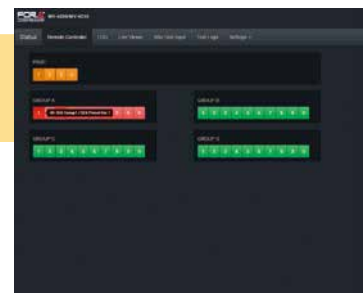
► Customizable layout.



► Easy access and display in browsers.



► Remote control settings.



Video Streaming

In addition to computer-based layout management, video can be streamed from the multi viewer over Ethernet. Streamed video can be viewed locally via Ethernet using a computer display as a secondary monitor. Remote monitoring is also supported.

Record Streamed Video

Take streaming a step further by capturing the video. Frames before and after errors or specified triggers are captured and can be saved to a Windows® computer as still-image sequence files.

Versatile Mixed-Source Environment

Supports mixed signals including: 12G-SDI, 6G-SDI, 3G-SDI (Level-A/B), HD-SDI, SD-SDI, Composite, HDMI, DVI, or RGBHV sources. Asynchronous input is also supported. The multi viewer accepts an array of formats and frame rates including NTSC, PAL, 1080/59.94i, 1080/50i, and 30/29.97/25/24/23.98p or PsF (No frame rate conversion).

HD Output of Source Signals

Up to 8 channels of monitoring output, with 4 HDMI and 4 SDI interfaces*7

*7 8 channels of SDI monitoring output for the MV-4210 and MV-4310.

Audio Level

Monitor up to 16 channels of audio levels in each 12G/6G/3G/HD/SD-SDI or HDMI signal. Use Layout Manager to customize display positions, number of channels, and display groups.

Audio Monitoring Output

Audio from any channel can be monitored via 12G/6G/3G/HD-SDI, HDMI, or analog audio output.

Prominent Error Display

Errors can be displayed using flashing borders, error icon, or error messages identifying the relevant frame:

Error triggers include

Video loss, frozen frames, incorrect luminance/black levels, CRC errors, HDCP errors, audio loss, silence, excessive audio levels, 2SI input errors, and closed captioning loss.

Frozen Frame Detection

To enable the multi viewer to respond to changes in chroma, depending on the field, due to data compression or expansion, Y/C or Y alone can be detected.

Tally, Title, and Timecode

- Tally: Frame tally and marker tally display
- Titles: Identify each source channel with a title. Supports display of logos, alphanumeric characters, symbols, and Chinese characters (up to 16 letters), which can be displayed within or outside the picture. The multi viewer can convert and save the characters typed on a computer as a logo in bitmap format for later use on the viewer screen.
- Timecode: Ancillary Timecode in 12G/6G/3G/HD/SD-SDI signals can be displayed.

Time of Day, Timer, and Information Display

The multi viewers support clock time synchronization with SNTP servers. Up to 8 clocks can be displayed in analog or digital format. Date display is also available. The Date display feature can be used as a count up/down timer, remaining time counter, schedule timer, or for information display.

Information Display

Information for display includes error logs from each window, user-entered text, and multi viewer information.

Logo/Background

Up to 8 logos can be added. Backgrounds can be added to each of the 8 outputs (2 outputs in 4K operation.)

Input Lock

Input lock for each of the 8 standard inputs enables genlock without using reference signals.

Can display time based on a 30-hour clock

Time display can begin at 6 a.m., with midnight to 5 a.m. as hours 24–29 in a 30-hour period. Settings between 24-hour and 30-hour clocks are made in 1-hour increments.

Schedule Timer

As a trigger to display the remaining time, up to 24 times can be scheduled per day, on each weekday. Import and export schedule timer files as needed.

Cropping

Specify areas to crop from any side of a window in pixels or by percent. Background image is shown outside of cropped areas. Aspect ratio is also maintained after partial cropping (of one side, for example). Sides can be extended after cropping to enlarge the display.

Options

With the MV-4000 series, you can add only the input formats you need, in just the amount needed. There are up to four expansion slots so that other inputs can be installed, including HDMI, DVI-I and RGB in addition to 12G/6G/3G/HD/SD-SDI and analog composite.

MV-4200SDI

3G/HD/SD-SDI, COMPOSITE 20 inputs card

- Expanded 3G/HD/SD-SDI/composite input: 20 channels.
- Up to 34 windows supported.



MV-4220SDI

12G/6G/3G/HD/SD-SDI 20 inputs card

- Expanded 12G-SDI or 6G/3G/HD/SD-SDI input (5 channels) + 3G/HD/SD-SDI input (15 channels).
- Up to 20 windows supported.
- Add up to 2 cards to the MV-4200 series or 3 to the MV-4300 series.



MV-4200PCI

HDMI/DVI and RGBHV 8 inputs card

- Expanded DVI-I/HDMI/RGBHV (HDCP-compliant) input: 8 channels.
- Up to 11 windows supported.



MV-4200IF

Interface option

- Several kinds of expanded input: AES and analog audio (8 channels each), serial control, GPIO (144 pins, for input and output), and reference input.



MV-4200PCI Formats				
HDMI/DVI-I		RGBHV		
SMPTE	VESA (DMT)	SMPTE	VESA (DMT)	
1920 x 1080/59.94p	640 x 480p	1920 x 1080/59.94p	640 x 480p	
1920 x 1080/50p	800 x 600p	1920 x 1080/50p	800 x 600p	
1920 x 1080/59.94i	1024 x 768p	1920 x 1080/59.94i	1024 x 768p	
1920 x 1080/50i	1280 x 1024p	1920 x 1080/50i	1280 x 1024p	
1280 x 720/59.94p	1360 x 768p	1280 x 720/59.94p	1360 x 768p	
1280 x 720/50p	1366 x 768p	1280 x 720/50p	1366 x 768p	
720 x 480/59.94i *8	1440 x 900p	-	1440 x 900p	
720 x 576/50i *8	1680 x 1050p	-	1680 x 1050p	
-	1600 x 1200p	-	1600 x 1200p	
-	1920 x 1200p	-	1920 x 1200p	

*8 Only HDMI supported.

MV-4200SNMP

SNMP-compatible software

- SNMP-based control and monitoring.

MV-4200PS/MV-4300PS

Redundant power supply unit

- Redundant power supply for added operational protection.

HVS-AUX16A/16B/32A/64A

Auxiliary unit (ethernet LAN connection)

- 4 types of AUX remote control units available.
- Up to 8 control units can be connected simultaneously.



HVS-AUX16A (16 buttons)



HVS-AUX16B (16 buttons, tabletop model)



HVS-AUX32A (32 buttons)



HVS-AUX64A (64 buttons)

8840S-080-174ADF-150S5H⁹

8840S-080-174ADF-300S5H⁹

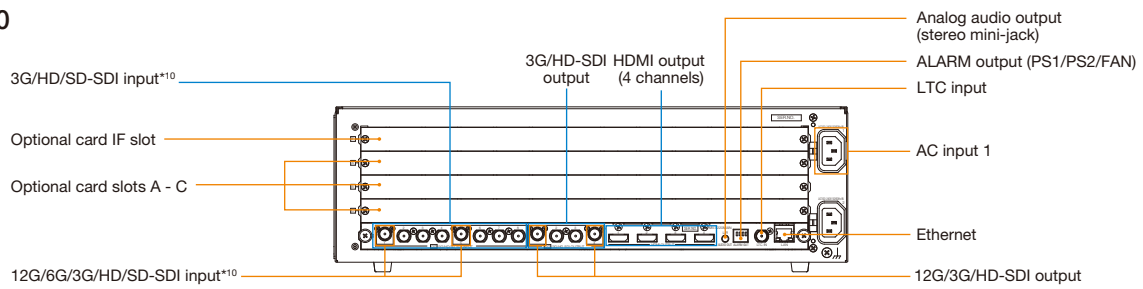
GPIO cable

- 8840S-080-174ADF-150S5H GPIO cable: Optional GPIO cable for MV-4200IF. High-density 80-pin connector, breakout, 1.5m.
- 8840S-080-174ADF-300S5H GPIO cable: Optional GPIO cable for MV-4200IF. High-density 80-pin connector, breakout, 3.0m.

*9 MV-4200IF is required.

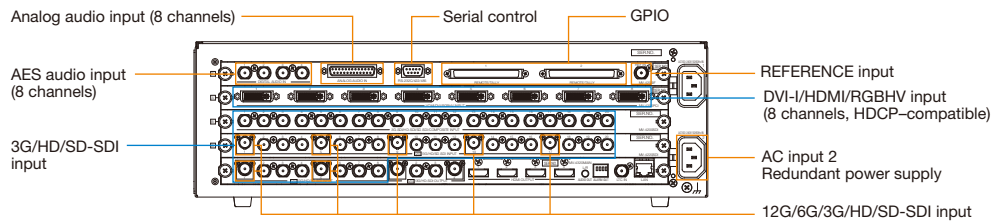
A variety of optional cards to expand your network connectivity

MV-4320



Example of expansion

With MV-4200IF, MV-4200PCI, MV-4200SDI, MV-4220SDI and optional cards MV-4300PS (from top to bottom) mounted



*10 Provided with Input Lock function (12G/6G/3G/HD/SD-SDI only).

MV-4000 Series Datasheet

1. Specifications

Basic specifications

Temperature	0°C to 40°C
Humidity	30% to 90% (no condensation)
Power	100 VAC - 240VAC \pm 10%, 50Hz/60Hz
Consumption	MV-4200/4210/4220: 499VA (499W) (at 100 to 120 VAC) 502VA (476W) (at 200 to 240 VAC) MV-4300/4310/4320: 657VA (650W) (at 100 to 120 VAC) 680VA (618W) (at 200 to 240 VAC)
Dimensions	MV-4200/4210/4220: 430 (W) x 88 (H) x 470 (D)mm, EIA2RU MV-4300/4310/4320: 430 (W) x 132 (H) x 540 (D)mm, EIA3RU
Weight	MV-4200/4210/4220: 16kg MV-4300/4310/4320: 22kg
Consumables (at 24-hour operation)	Cooling fans (MV-4200 Series): Replace every 5 years P1505-1, P-1506-1, P-1515, P-1516, P-1517, P-1518, P-1519 Cooling fans (MV-4300 Series): Replace every 5 years P1568, P-1569 Backup battery CR2032: Replace every 5 years Power unit: Replace every 5 years

Technical specifications

Video format	
Single Link (12G-SDI) *1	2160/60p, 2160/59.94p, 2160/50p
(6G-SDI) *1	2160/30p, 2160/29.97p, 2160/25p, 2160/24p, 2160/23.98p
Dual Link (3G-SDI) *1	2160/30p, 2160/29.97p, 2160/25p, 2160/24p, 2160/23.98p * Supports Dual Link 3G-SDI Level-B-DS(2SI) 4:2:2 YCbCr 10-bit.
Single Link (3G-SDI)	1080/60p, 1080/59.94p, 1080/50p (Level-A/B) * MV-4220/4320 or MV-4220SDI only supports 2SI inputs.
(HD-SDI)	1080/60i, 1080/59.94i, 1080/50i, 720/60p, 720/59.94p, 720/50p, 1080/30p, 1080/29.97p, 1080/25p, 1080/24p, 1080/23.98p, 720/24p, 720/23.98p, 1080/30PsF, 1080/29.97PsF, 1080/25PsF, 1080/24PsF, 1080/23.98PsF, 1035/60i, 1035/59.94i
(SD-SDI)	525/60 (NTSC), 625/50 (PAL)

Video Input	Accepts the following signals (Mixed input, asynchronous acceptable) 75Ω BNC SDI/CVBS selectable
[12G/6G/3G/HD/SD-SDI Input]	<p>12G-SDI: 12.0 Gbps (L-4.5CHD 50 m max.) 6G-SDI: 6.0 Gbps (L-4.5CHD 50m max.) 3G-SDI: 3.0 Gbps (5C-FB 70 m max.) HD-SDI: 1.5 Gbps (5C-FB 100 m max.) SD-SDI: 270 Mbps (5C-2V 200 m max.) Quantization: Y: 10-bit, C: 10-bit Number of inputs: MV-4200/4210/4300/4310 •BNC x 8 (3G/HD/SD-SDI)</p> <p>MV-4220/4320 •BNC x 2 (12G-SDI or 3G/6G/HD/SD-SDI) •BNC x 6 (3G/HD/SD-SDI)</p> <p>MV-4200SDI •BNC x 20 (3G/HD/SD-SDI)</p> <p>MV-4220SDI •BNC x 5 (12G-SDI or 3G/6G/HD/SD-SDI) •BNC x 15 (3G/HD/SD-SDI)</p>
[Analog Composite Input]	<p>Analog composite: 1.0(p-p) Quantization: Y: 8-bit, C: 8-bit Number of inputs: MV-4200/4210/4300/4310 - BNC x 8, MV-4200SDI - BNC x 20 * Not available on MV-4220/4320 or MV-4220SDI</p>
[HDMI / DVI Input card]	
DVI/HDMI Input	<p>Bit resolution: R: 8-bit, G: 8-bit, B: 8-bit * Internal processing: sampling conversion from 4:4:4 to 4:2:2 Input resolution: PC 640 x 480, 800 x 600, 1024 x 768, 1280 x 1024, 1360 x 768, 1366 x 768, 1440 x 900, 1680 x 1050, 1600 x 1200, 1920 x 1200 Refresh rate: 60 Hz supported</p> <p>Input resolution: VIDEO (SMPTE compliant) 1920 x 1080i/p, 1280 x 720p 525/60i, 625/50i (HDMI only) Refresh rate: 60/50 Hz HDCP supported</p>
RGB input	<p>R/G/B: 0.7 Vp-p H/V: TTL Bit resolution: R: 8-bit, G: 8-bit, B: 8-bit * Internal processing: sampling conversion from 4:4:4 to 4:2:2 Input resolution: PC 640 x 480, 800 x 600, 1024 x 768, 1280 x 1024, 1360 x 768, 1366 x 768, 1440 x 900, 1680 x 1050, 1600 x 1200, 1920 x 1200 Refresh rate: 60 Hz supported</p> <p>Input resolution: VIDEO (SMPTE compliant) 1920 x 1080i/p, 1280 x 720p, 525/60i, 625/50i Refresh rate: 60/50 Hz</p>

*1 MV-4220/4320 or MV-4220SDI only supports.

Audio Input	
[12G/6G/3G/HD/SD-SDI]	<p><Embedded audio signal> Sampling frequency: 48 kHz (sync to input video signals) Quantization: 16 to 24-bit 16 channels per 3G/HD/SD-SDI input signal (4 groups, 8 stereo pairs) * 3G-SDI (Level-B) audio support for Link A only. Link B unsupported. * 12G-SDI input supported on Link 1-4 (Ch01-64). * Single Link 6G-SDI or Dual Link 3G-SDI input supported on Link1, STREAM1 or Link2, STREAM3 only.</p>
[Analog Audio input]	<p>25-pin, D-sub female, inch screws x 2 Balanced or unbalanced * The circuit between COLD and SHIELD pins must be shorted outside the unit for an unbalanced input. Input impedance: 600Ω or Hi-Z Input level: -10dBV/-3dBu/0dBu/+4dBu Maximum input level (with +4dBu input level): +24dBu (balanced), +18dBu (unbalanced) Rated input power (with 600Ω termination): +24dBm Sampling frequency: 48 kHz Quantization: 24-bit Number of inputs: 8 channels (MV-4200IF)</p>
[AES Audio input]	<p>75Ω unbalanced, BNC x 4 Sampling frequency: 32/44.1/48 kHz Quantization: 16 to 24-bit Number of inputs: 8 channels (MV-4200IF)</p>
[HDMI Audio input] (MV-4200/4220/4300/4320)	<p>Sampling frequency: 48 kHz Bit resolution: 16 to 24-bit 8 channels per an HDMI input</p>
LTC Input	<p>1 input, SMPTE time code 1.0 Vp-p within ±6 dB</p>
Video Output	
[HDMI Output] (MV-4200/4220/4300/4320)	<p>HDMI connector (TYPE A) <If HDMI2.0 LevelB mode OFF> 4 outputs (Allows 4K output, 3840 x 2160, in Square Division format.) Quantization: Y: 10-bit, C: 10-bit (4:4:4) / R: 10-bit, G: 10-bit, B: 10-bit (4:4:4) Resolution: 1920 x 1080, 1280 x 720 <If HDMI2.0 LevelB mode ON> One 4K output, 3840 x 2160 Quantization: Y: 8-bit, C:8-bit, (4:2:0) Resolution: 3840 x 2160 Frequency: 59.94 Hz, 50 Hz Range: Limited Range</p>

[SDI Output]	<p>75Ω BNC Allows 4K output, 3840 x 2160 in Square Division or 2SI format.</p> <p>MV-4200/4300 •BNC x 4 (3G/HD-SDI)</p> <p>MV-4210/4310 •BNC x 8 (3G/HD-SDI)</p> <p>MV-4220/4320 •BNC x 2 (12G-SDI or 3G/HD-SDI) •BNC x 2 (3G/HD-SDI)</p> <p>12G-SDI: 12 Gbps 2160/59.94p, 2160/50p *MV-4220/4320only</p> <p>3G-SDI: 3 Gbps 1080/59.94p, 1080/50p(Level-A)</p> <p>HD-SDI: 1.5 Gbps 1080/59.94i, 1080/50i, 720/59.94p, 720/50p</p>
Audio Output	
Analog Audio	<p>Mini stereo jack x 1(1 stereo pair, or 2 mono channels), unbalanced Output impedance: 100Ω or below Output level: -10dBV Maximum output level: +5dBV Sampling frequency: 48 kHz Quantization: 24-bit</p>
Embedded Audio (SDI)	<p>Group x 4 (8 stereo pairs) Sampling frequency: 48 kHz Quantization: 24-bit</p>
Embedded Audio (HDMI)	<p>4 stereo pairs Sampling frequency: 48 kHz Quantization: 24-bit</p>
Alarm Output (Relay)	
3 outputs	POWER1, POWER2, FAN alarm outputs
Genlock Input (MV-4200IF Option)	BB: 0.429 V (p-p) (NTSC), 0.45 V (p-p) (PAL), Tri: 0.6 V(p-p)
Input lock (Standard 1-8 inputs)	2160/59.94p, 2160/50p, 1080/59.94p, 1080/50p (Level-A/B), 1080/59.94i, 1080/50i, 720/59.94p, 720/50p, 525/60, 625/50G
I/O delay	
[HDMI/SDI Output]	<p>Standard: 1 - 1.5 frames (Delay Reduction Mode ON): 1 frame * Interlaced inputs</p>
Video Window	Maximum number of windows displayed differs depending on the card configuration.
Main unit (8 inputs)	<p>MV-4200/4210/4300/4310: Up to 12 windows MV-4220/4320: Up to 8 windows Up to 12 or 8 signals input to the main card can be displayed.</p>
SDI 20 input option	<p>MV-4200SDI: Up to 34 windows MV-4220SDI: Up to 20 windows Up to 34 or 20 signals input to the SDI input option card can be displayed.</p>
HDMI 8 input option	<p>Up to 11 windows Up to 11 signals input to the HDMI input option card can be displayed.</p>

Information Window	Up to 8 windows Internal clock or LTC time code selectable. Time correction via GPI or SNTP Accuracy of the internal clock within ± 15 seconds per month (at 25°C)
Clock, Timer and Information display	Clock, Count up/down timer (internal crystal oscillator base), remaining timer (internal clock or LTC base) and/or information display available in information window Internal crystal oscillator: Temperature characteristic within ± 50 PPM (0 - 40°C)
Background Display (Enabled with the input option card)	Two 4K or eight 2K background images can be saved and displayed. Two 4K or eight 2K images can be saved to the SDI/HDMI input card. Max. image size: 3840 x 2160 pixels
Logo Display	Eight logos can be saved and displayed. Eight logo images can be saved to the MAIN card. Max. image size: 1024 x 512 pixels
Screen layout	User customized layout Up to 68 layouts can be saved for each output.
Title Display	Character limit: Max. 16 characters x 2 lines for each video window. Character types: Alphanumeric characters, symbols, Japanese Kana, Kanji (JIS 1 and 2)
Tally Indication	Frame (red, green or amber) and square indicator (red, green or amber) for each input.
Audio Level Metering	Up to 16 channels of audio level meters can be displayed for each input.
Time Code Display	12G/6G/3G-SDI/HD-SDI/SD-SDI ancillary time code (ATC) reader * Ancillary Time Codes (ATC) are not passed through. * Time code input in LTC connector is not displayed.
Video Monitoring	Video signal loss, freeze, black level, luminance level, CRC error, HDCP error, 2SI link and 2SI format alarm detection
Audio Monitoring	Audio signal loss, silence, and over level alarm detection
Interface	* RS-232C/RS-422/RS-485 and GPIO are optional.
RS-232C/RS-422/ RS-485	9-pin D-sub male x 1 Baud rate: 9,600/19,200/38,400/57,600/115,200 bps, data length 8-bit, stop bit 1-bit, parity NONE/ODD/EVEN
GPIO:	80-pin, female x 2 Up to 144 inputs/144 outputs (input/output compatible, selectable) 5 alarm outputs (Power1/2 normal states, FAN alarms, Power1/2 alarms)
LAN:	100Base-TX/1000Base-T, RJ-45(Category 5) x 1
Layout Manager	Window size and position editing, layout switchover, and background image logo, text logo data registration. (Windows software)
Live Viewer	For video transmission (Windows software)
Data Backup	Stores the setting data to memory (Rewrite capacity: approx. 100,000) *Frequent changes of display settings may result in being unable to retain data.

Options

MV-4200PS	Redundant power supply unit for MV-4200/4210/4220 (Including AC cord retaining clip)
MV-4300PS	Redundant power supply unit for MV-4300/4310/4320 (Including AC cord retaining clip)
MV-4200IF	Interface card
8840S-080-174ADF-150S5H	GPIO cable for MV-4200IF (80-pin high-density, breakout, 1.5m)
8840S-080-174ADF-300S5H	GPIO cable for MV-4200IF (80-pin high-density, breakout, 3.0m)
MV-4200SDI	3G/HD/SD-SDI, COMPOSITE 20 input card
MV-4220SDI	12G/6G/3G/HD/SD-SDI 20input card
MV-4200PCI	HDMI/DVI and RGBHV 8 input card
MV-4200SNMP	SNMP support software

Other Option

HVS-AUX16A/16B/32A/64A (*)	Auxiliary unit (Ethernet LAN Connection)
----------------------------	--

(*) Up to 8 units can be connected.

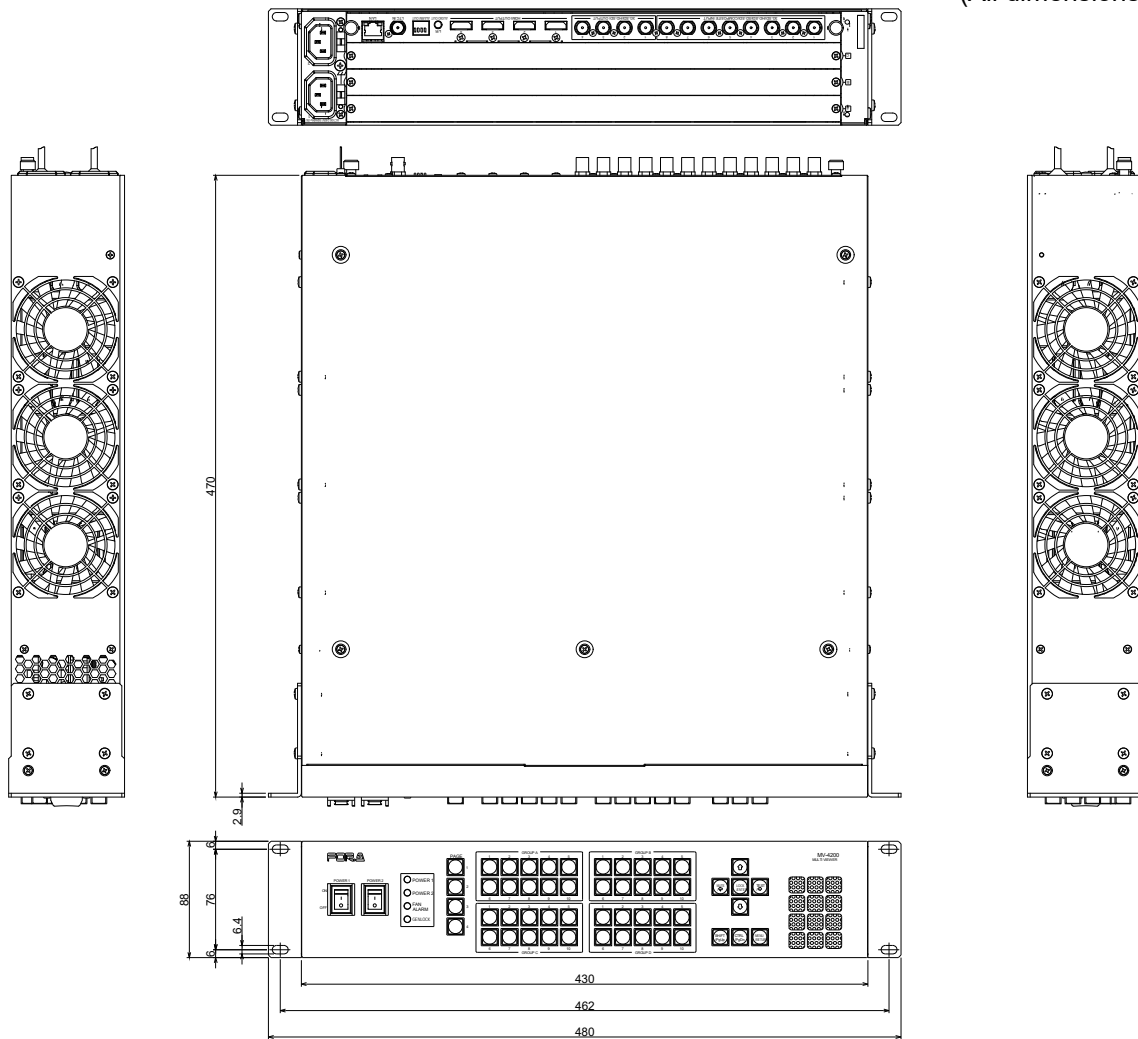
Accessories

Rack Mount Brackets, AC Cord, Rubber Feet, HDMI Cable Lacing Bracket, CD-ROM, Quick Setup Guide

2. External Dimensions

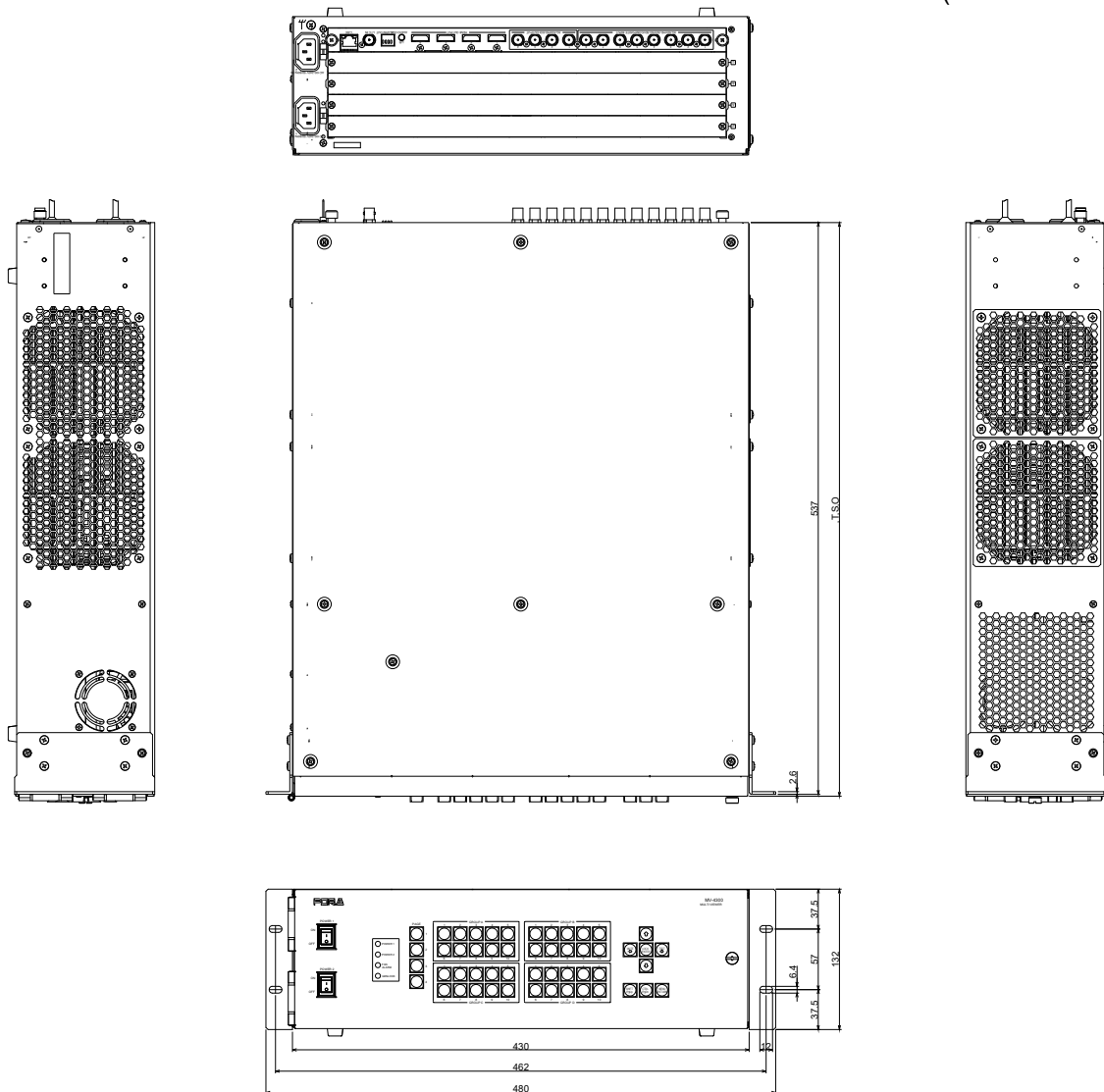
◆ **MV-4200 Series**

(All dimensions in mm.)



◆ **MV-4300 Series**

(All dimensions in mm.)





FOR-A COMPANY LIMITED www.for-a.com

ISO 9001 and 14001 certified
(Sakura R&D)

Head Office:

3-8-1 Ebisu, Shibuya-ku, Tokyo 150-0013, Japan
Tel: +81 (0)3-3446-3936

**FOR-A Corporation of America
Corporate Office/Service Center:**

11155 Knott Ave., Suite G, H & I, Cypress, CA 90630, U.S.A.
Tel: +1 714-894-3311

FOR-A Corporation of America Northeast Office:

Tel: +1 973-220-8471

FOR-A Corporation of America Southeast Office:

Tel: +1 305-773-7608

FOR-A Corporation of America Support Center:

2400 N.E. Waldo Road, Gainesville, FL 32609, U.S.A.
Tel: +1 352-262-5779

FOR-A Latin America and the Caribbean Miami Office:

Tel: +1 657-600-5759

FOR-A Latin America and the Caribbean Sao Paulo Office:

Tel: +55 11-99913-3751

FOR-A Europe S.r.l.:

Via Volturmo, 37, 20861 Brugherio MB, Italy
Tel: +39 (0)39-916-4811

FOR-A UK Limited:

Trident Court, 1 Oakcroft Road, Chessington, KT9 1BD, UK
Tel: +44 (0)20-3044-2935

FOR-A Italia S.r.l.:

Via Volturmo, 37, 20861, Brugherio MB, Italy
Tel: +39 (0)39-881-086

FOR-A Corporation of Korea:

1007, 57-5, Yangsan-ro, Yeongdeungpo-gu, Seoul 07271, Korea
Tel: +82 (0)2-2637-0761

FOR-A China Limited:

1618A Huateng Building, No. 302, 3 District, Jinsong, Chaoyang,
Beijing 100021, China
Tel: +86 (0)10-8721-6023

FOR-A Middle East-Africa Office:

DSC Tower, Office 207, Dubai Studio City,
P.O. Box 502688, Dubai, UAE
Tel: +971 (0)4-551-5830

FOR-A India Private Limited Corporate Office:

Unit No: 800, World Trade Tower, Sector-16, Noida-201301, Uttar
Pradesh, India
Tel: +91-120-4238674 / +91-120-4252330

FOR-A India Private Limited Mumbai Office:

202-203, Wellington Business Park No-01, Marol, Off, Andheri Kurla
Road, Andheri East, Mumbai-400059, Maharashtra, India
Tel: +91 22-49795570

FOR-A South East Asia Office:

Studio 09, Rm. A1, 3/F., Phase 1, Hang Fung Ind. Bldg., 2G Hok
Yuen St., Hung Hom, Hong Kong
Tel: +852-2110-9227